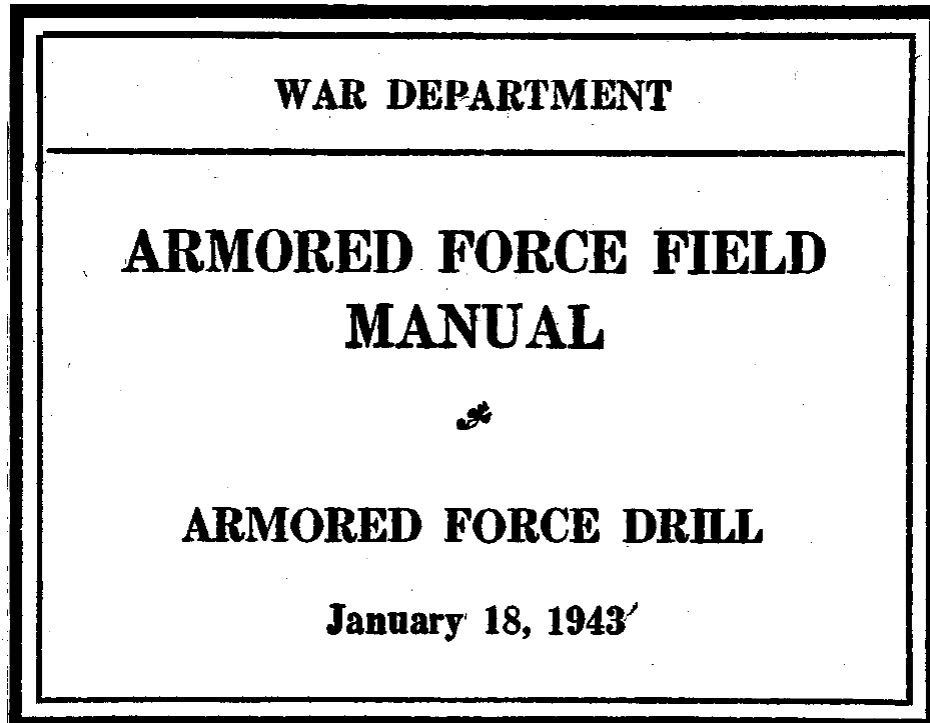


D Day Hand Arm Signals

Extract from FM 17 5, 1943

FM 17-5



The Hand and Arm signals contained in this handout are the approved signals that will be used by all vehicles, guides and personnel working with vehicles during D Day Event activities.

WAR DEPARTMENT,
WASHINGTON, January 18, 1943.

FM 17-5, Armored Force Field Manual, Armored Force Drill, is published for the information and guidance of all concerned.

[A. G. 062.11 (12-11-42).]


BY ORDER OF THE SECRETARY OF WAR:

G. C. MARSHALL,
Chief of Staff.

OFFICIAL:
J. A. ULIO,
*Major General,
The Adjutant General.*


DISTRIBUTION:
D 2, 7 (5); IR 2, 7 (5); Bn and H 17 (5); IBn 2, 5-10 (3); C 17 (20); IC 2, 5-11 (5).
(For explanation of symbols see FM 21-6.)

Hand Arm Signals




ATTENTION

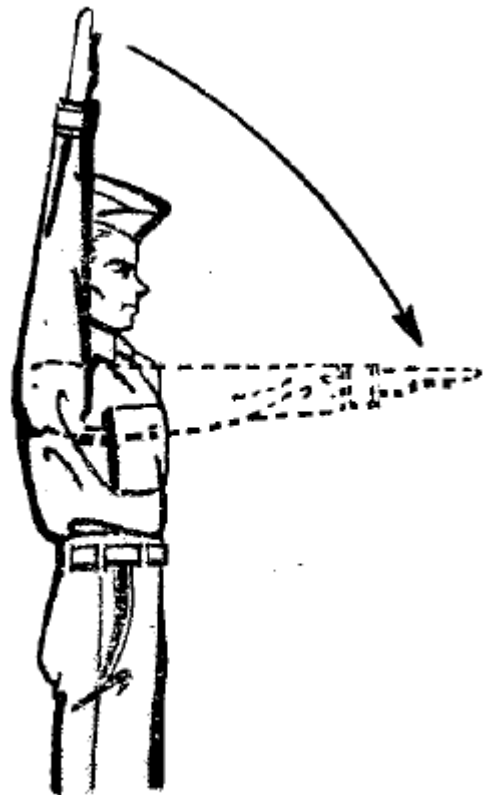
The hand signal "ATTENTION" will be used to capture the attention of either the tank personnel or the guides. Individuals being signaled will respond with the "I AM READY" signal validate attention has been obtained.



**ARE YOU READY
OR I AM READY**



START ENGINE




FORWARD OR FOLLOW ME

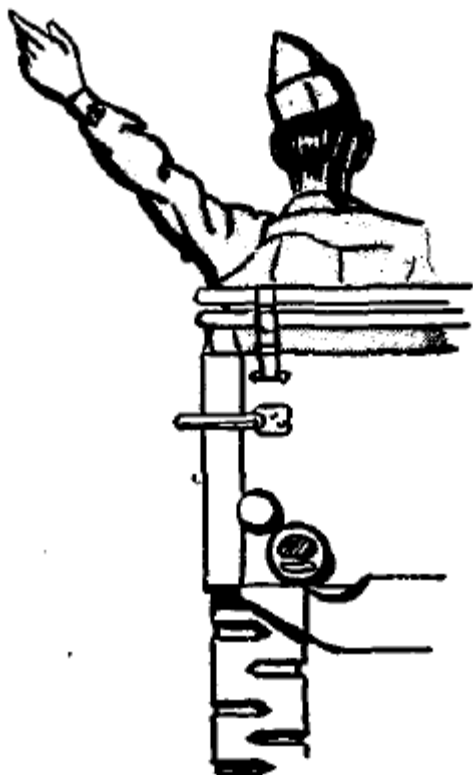
Hand Arm Signals



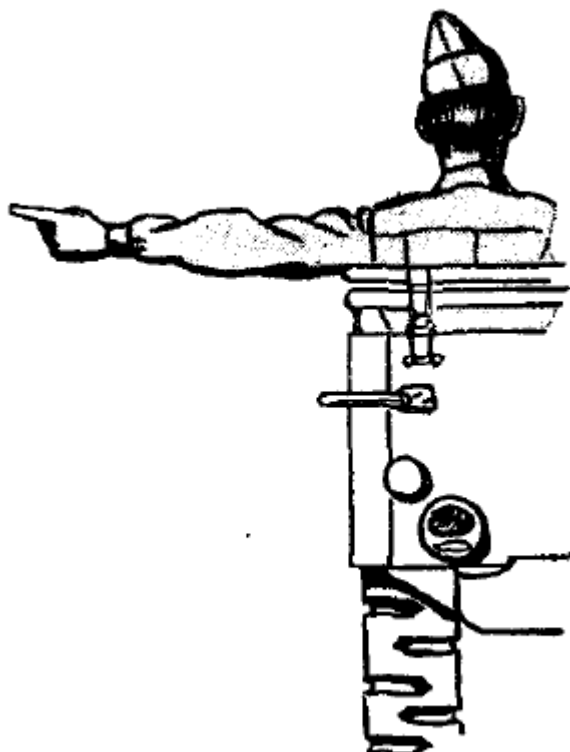
MOVE AHEAD



MOVE IN REVERSE



TURN RIGHT



TURN LEFT

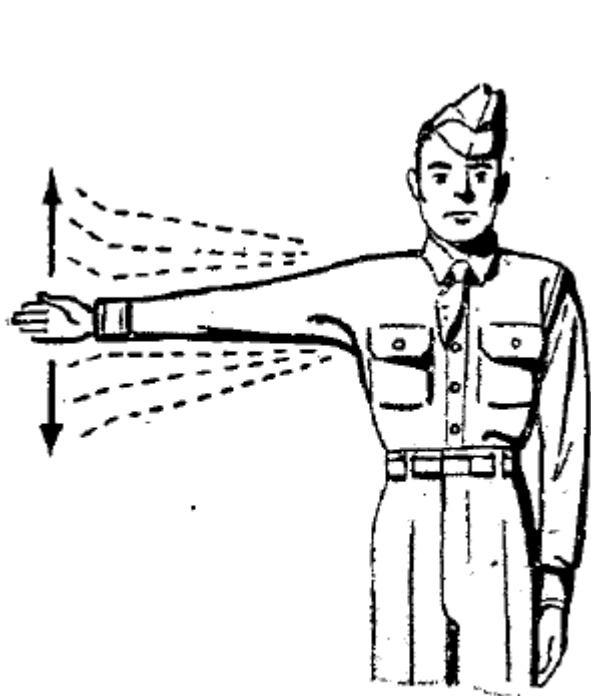
Hand Arm Signals




CLOSE UP OR CAUTION




INCREASE SPEED



DECREASE SPEED



HALT



STOP ENGINES

Hand Arm Signals



COMMENCE FIRING



CEASE FIRING



OUT OF ACTION

The Out of Action is an EMERGENCY SIGNAL that identifies problems with the tank/vehicle.